



Presents:

Atlanta Industrial Market

Second Quarter 2022

Property of King Industrial Realty, Inc. The information is for your personal and non-commercial use and may not be duplicated, modified, distributed or published without prior consent of King Industrial Realty, Inc.

The Atlanta Distribution Market



Construction
and Net Absorption
still Blooming!



KING Industrial Realty, Inc.

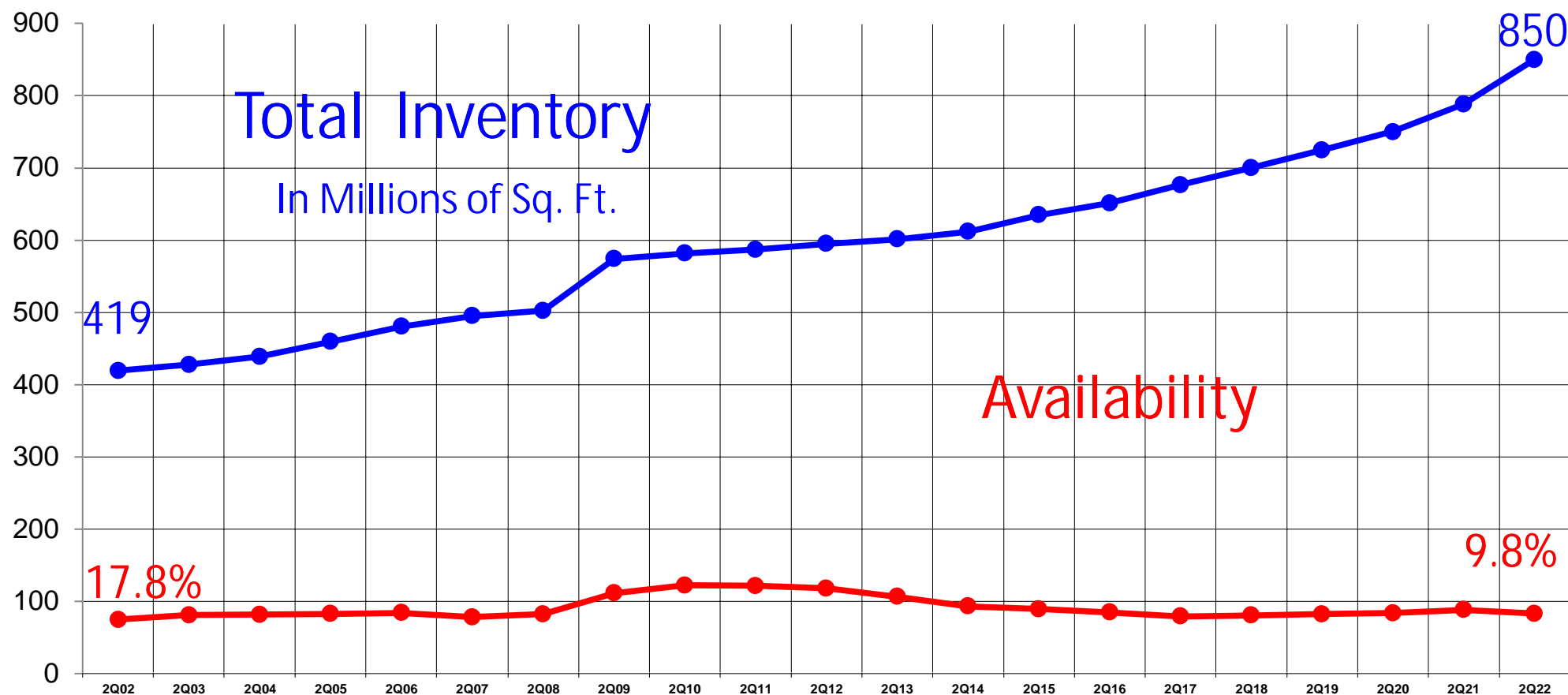
- 877 million sq. ft.
- 15,820 buildings
- 27,508 businesses



Source data compiled from PinPointssm, a proprietary database owned by King Industrial Realty, Inc. Every effort has been made to provide accurate information, but no liability is assumed for errors and omissions.

Distribution Inventory

2002-2022



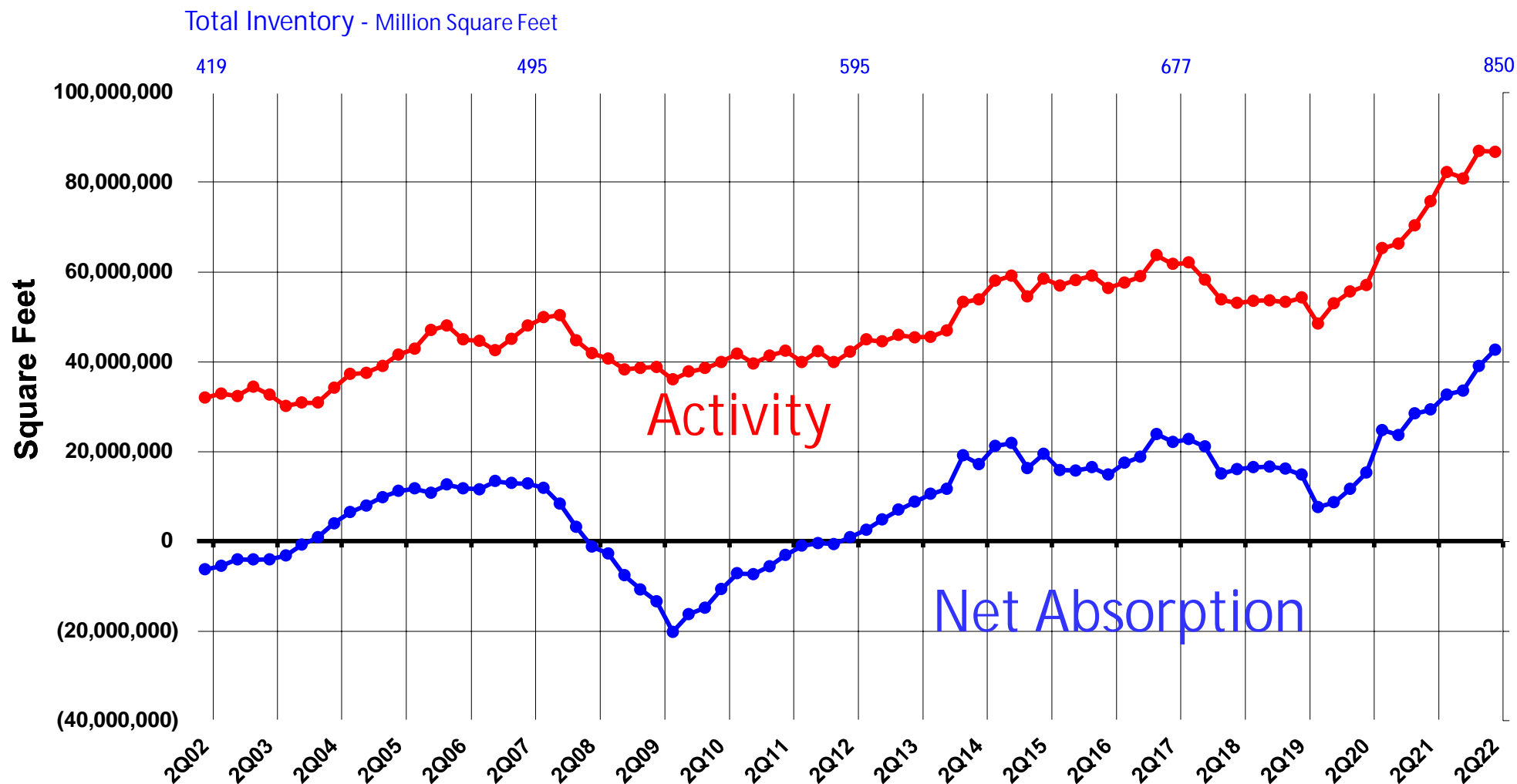
*

* Analysis expanded to include 8 additional counties.

Property of King Industrial Realty, Inc. The information is for your personal and non-commercial use and may not be duplicated, modified, distributed or published without prior consent of King Industrial Realty, Inc.

Absorption & Activity

2002-2022

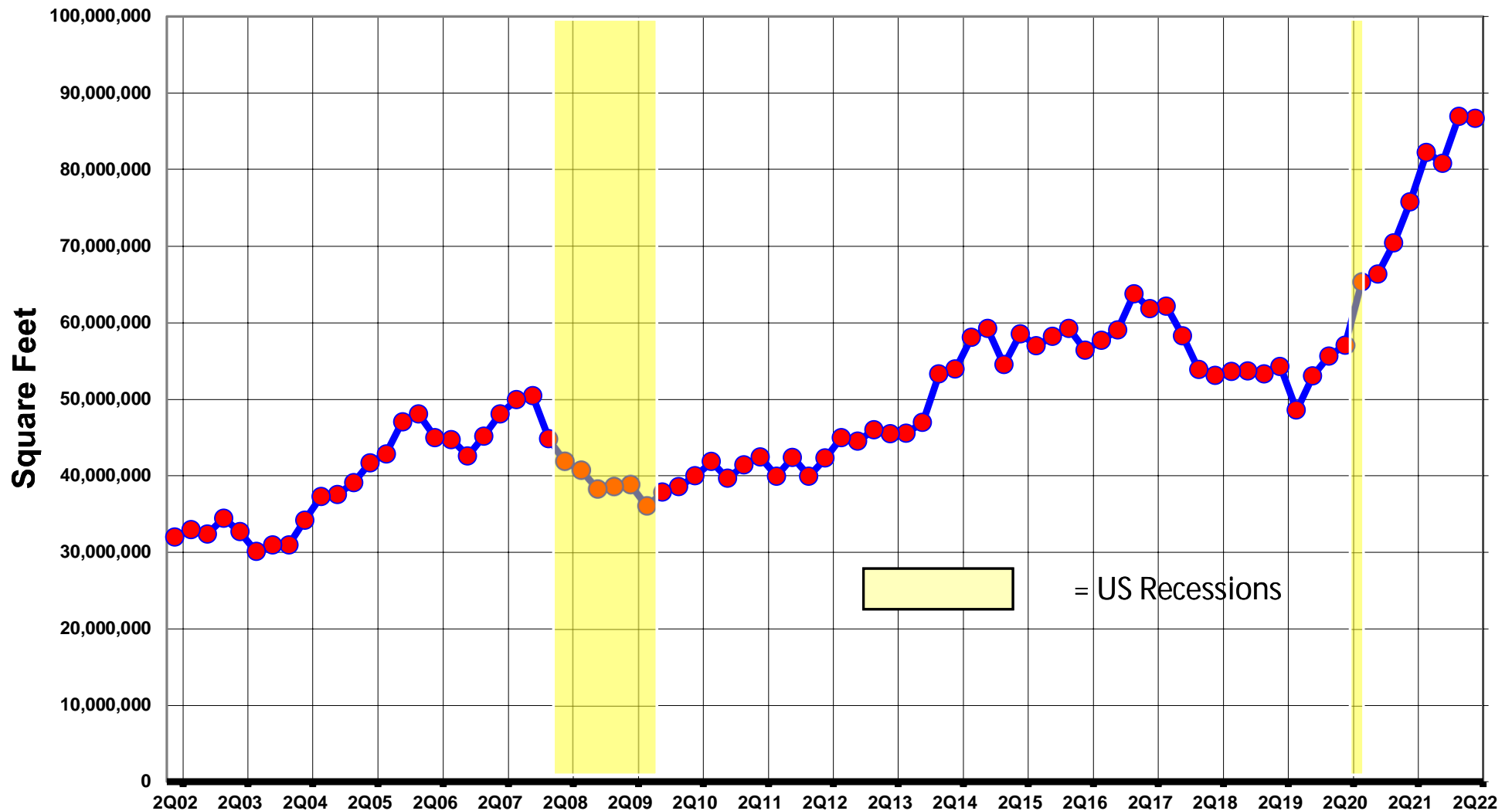


Numbers represent four rolling quarters.

Property of King Industrial Realty, Inc. The information is for your personal and non-commercial use and may not be duplicated, modified, distributed or published without prior consent of King Industrial Realty, Inc.

Activity

2002-2022

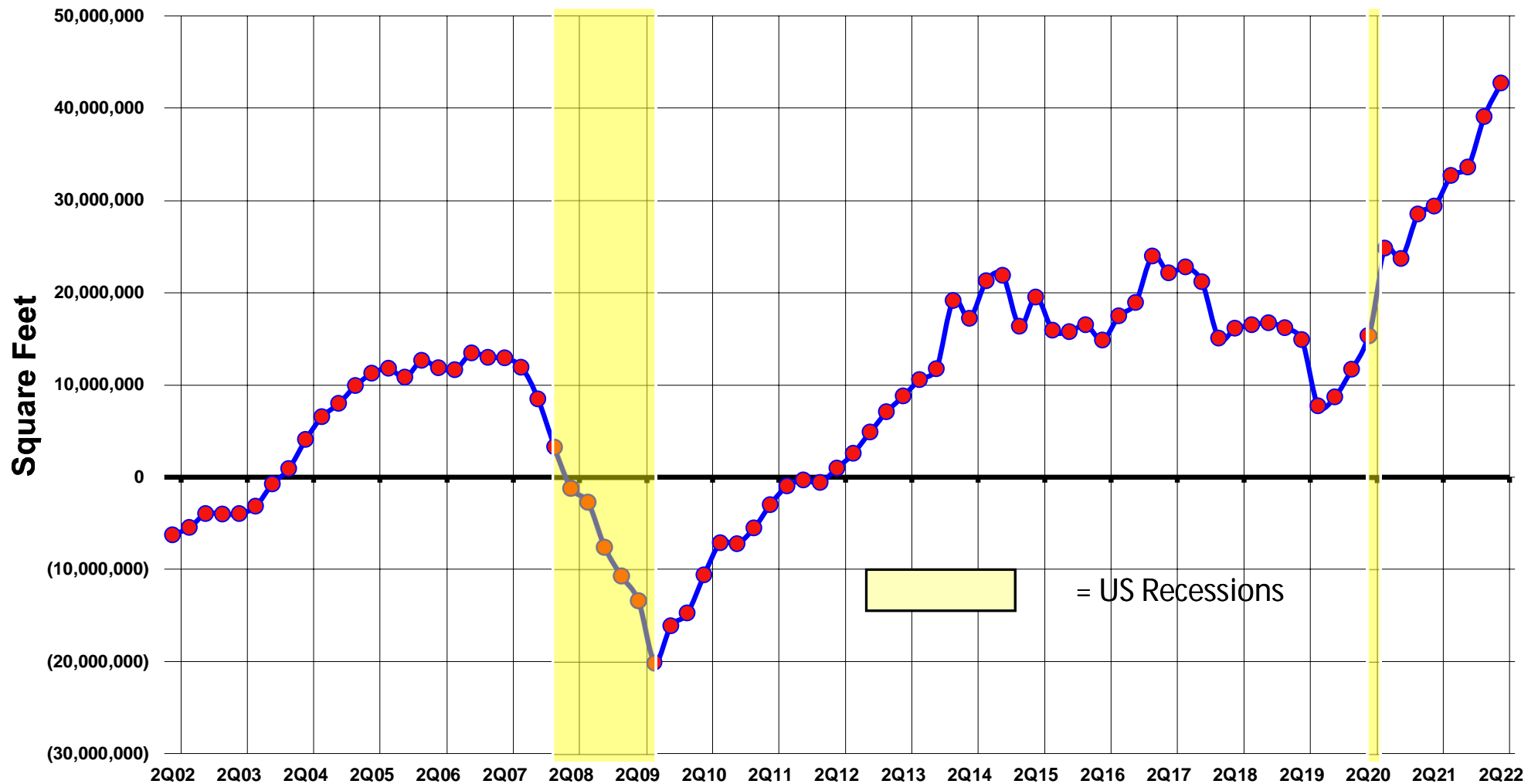


Numbers represent four rolling quarters.

Property of King Industrial Realty, Inc. The information is for your personal and non-commercial use and may not be duplicated, modified, distributed or published without prior consent of King Industrial Realty, Inc.

Absorption

2002-2022



Numbers represent four rolling quarters.

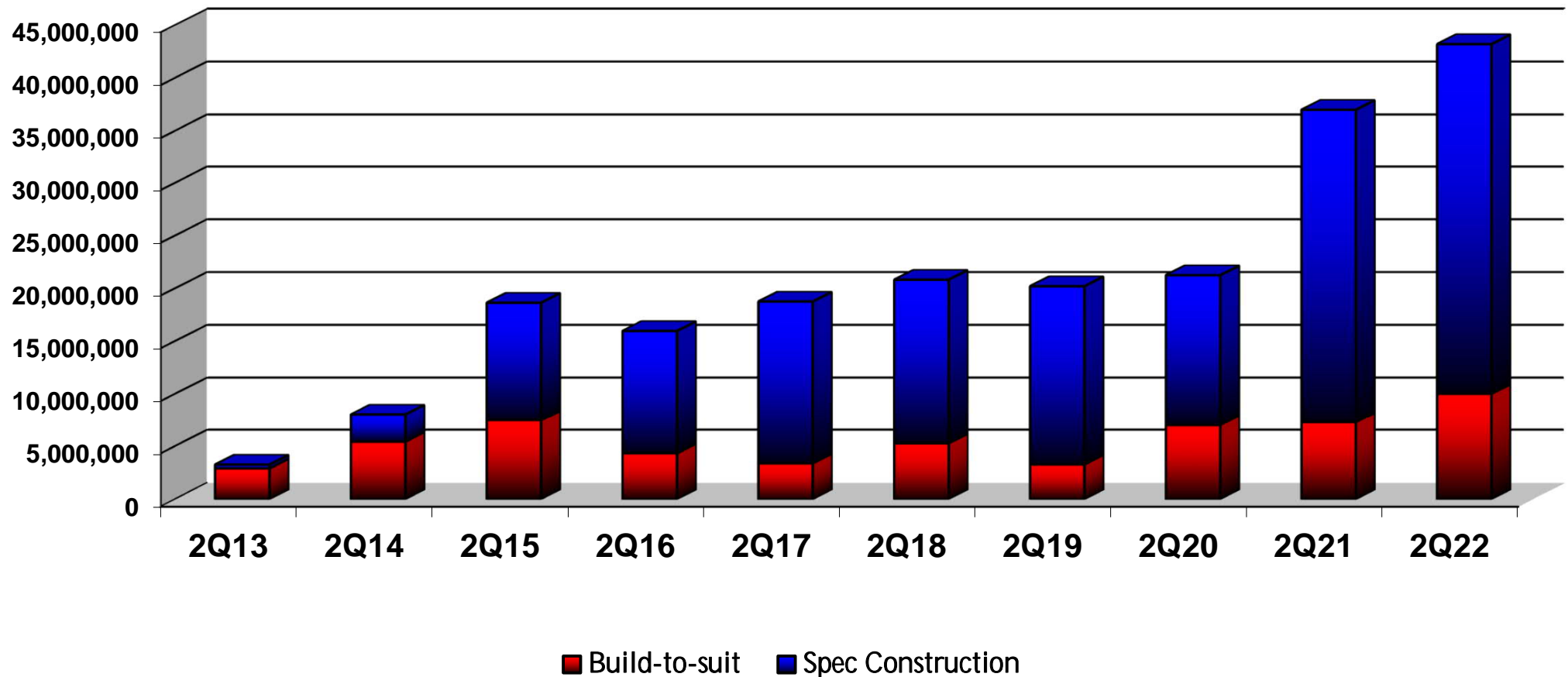
Property of King Industrial Realty, Inc. The information is for your personal and non-commercial use and may not be duplicated, modified, distributed or published without prior consent of King Industrial Realty, Inc.

New Construction

2013-2022



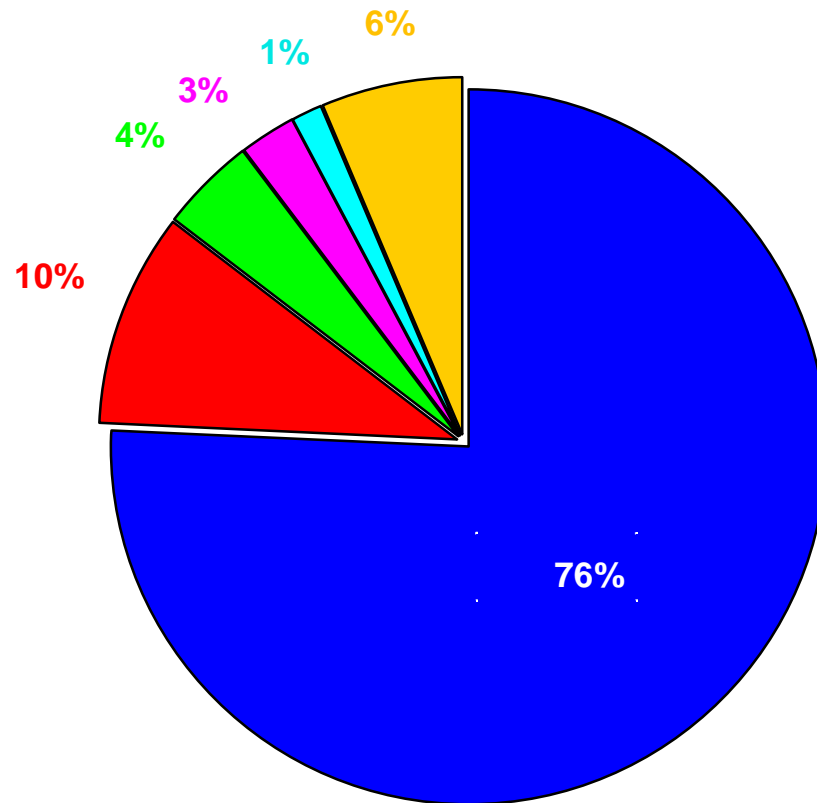
Square Feet



Numbers represent four rolling quarters.

Property of King Industrial Realty, Inc. The information is for your personal and non-commercial use and may not be duplicated, modified, distributed or published without prior consent of King Industrial Realty, Inc.

Deals Completed



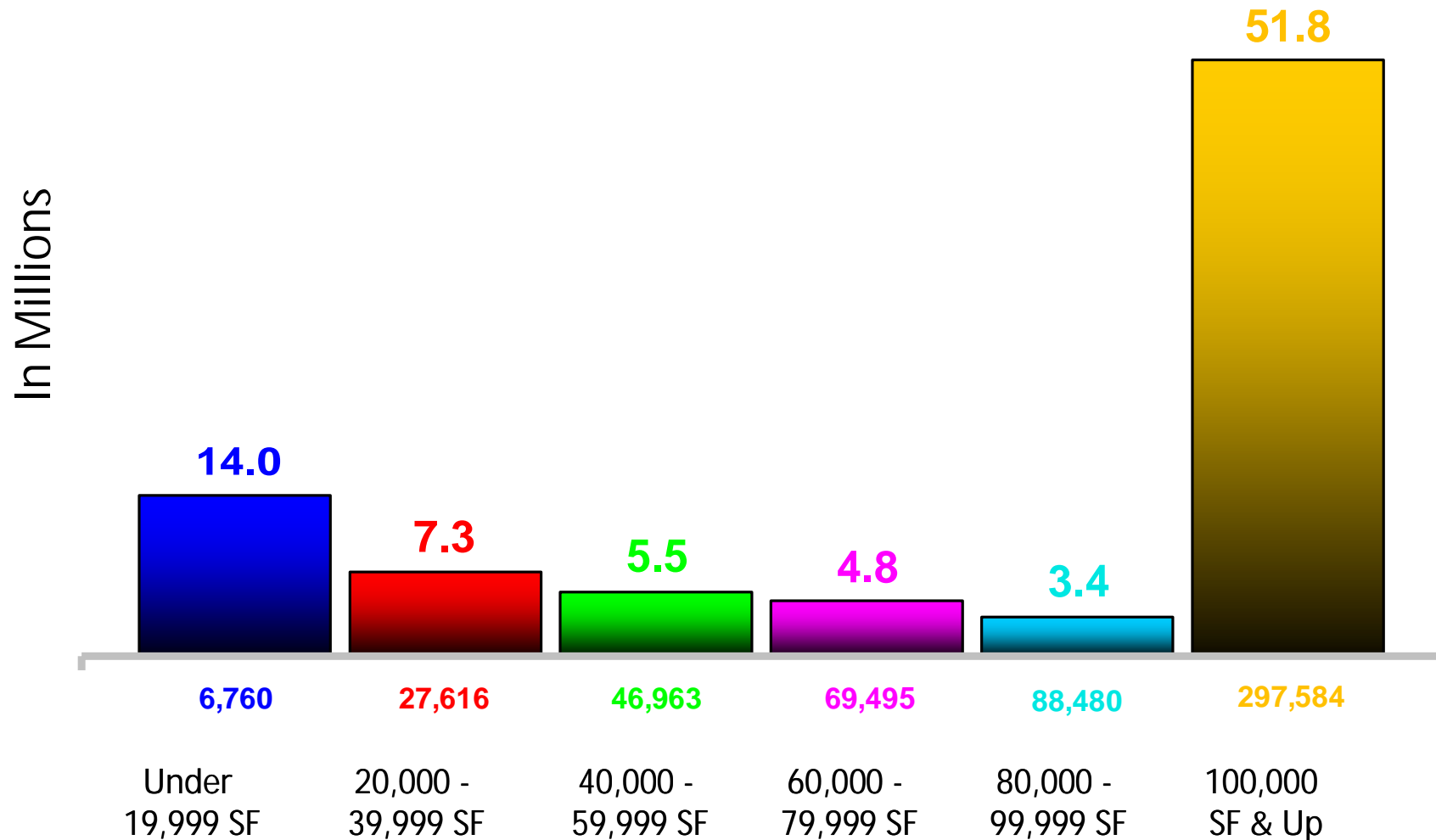
- Under 19,999 SF
2,067 Deals
- 20,000-39,999 SF
264 Deals
- 40,000-59,999 SF
118 Deals
- 60,000-79,999 SF
69 Deals
- 80,000-99,999 SF
38 Deals
- 100,000 & up
174 Deals

TOTAL # of DEALS:
2,730

Numbers represent four rolling quarters.

Property of King Industrial Realty, Inc. The information is for your personal and non-commercial use and may not be duplicated, modified, distributed or published without prior consent of King Industrial Realty, Inc.

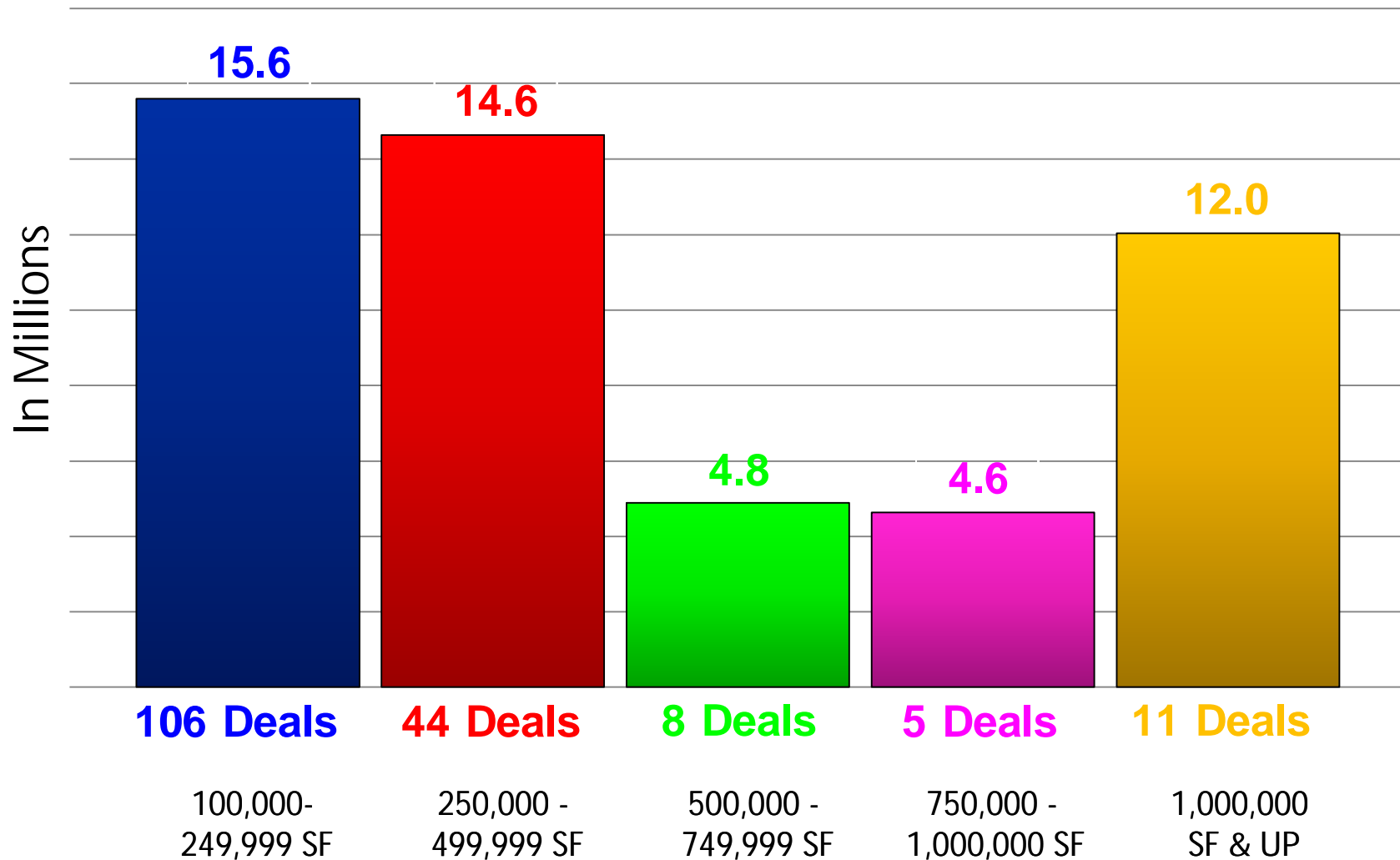
Square Feet Leased



Numbers represent four rolling quarters.

Property of King Industrial Realty, Inc. The information is for your personal and non-commercial use and may not be duplicated, modified, distributed or published without prior consent of King Industrial Realty, Inc.

Square Feet Leased 100,000 +



Numbers represent four rolling quarters.

Property of King Industrial Realty, Inc. The information is for your personal and non-commercial use and may not be duplicated, modified, distributed or published without prior consent of King Industrial Realty, Inc.

Largest Deals as of 2Q22

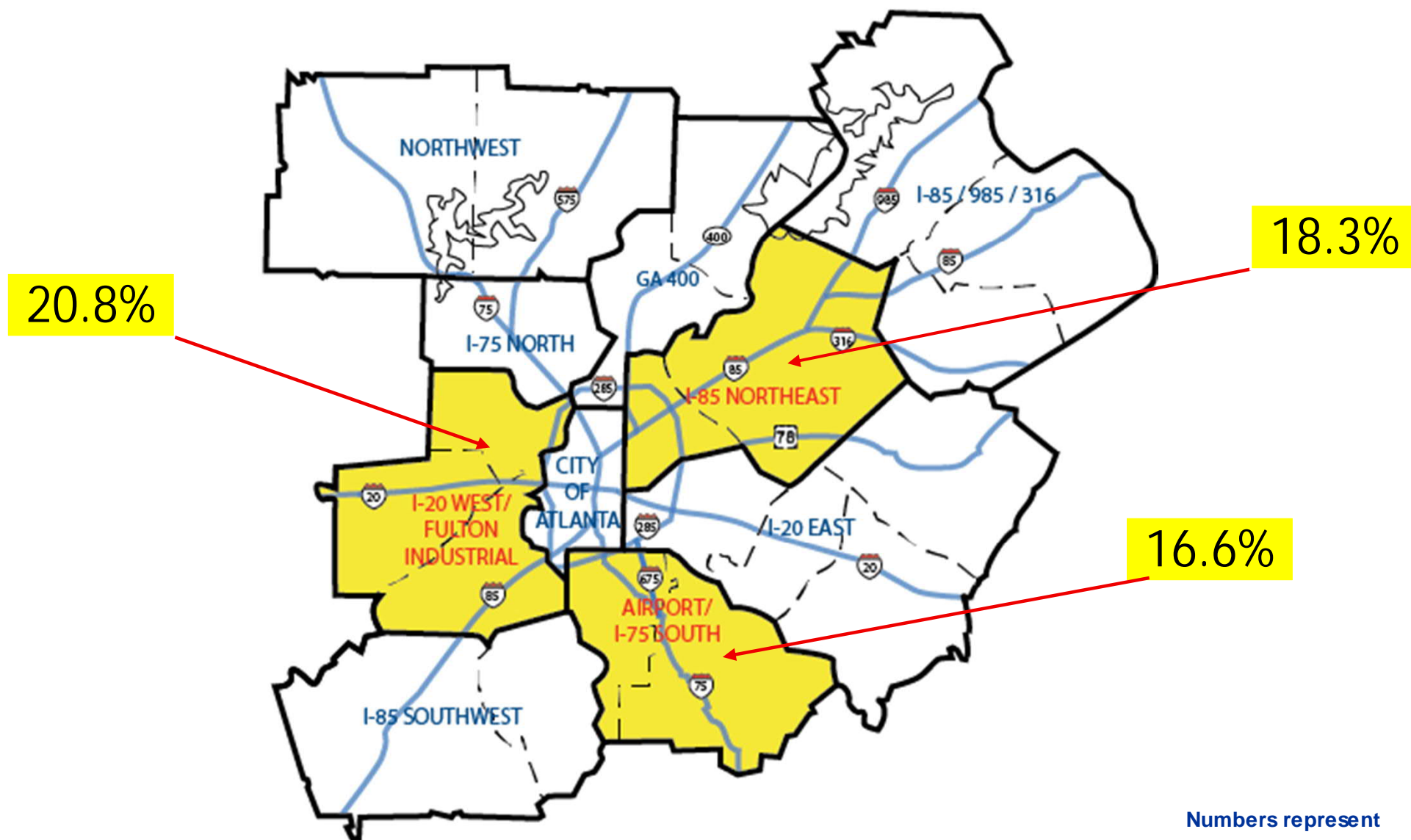
4 Rolling quarters



Company	Sq. Ft.
Wal-mart	1,550,000
Target Corp.	1,300,000
Shadowbox Studios	1,200,000
Amazon	1,150,000
Ace Hardware	1,117,800
Amazon	1,108,990
CJ Logistics America	1,099,993
Home Depot	1,001,700
Dollar General Distribution	1,001,000
Lidl, USA, LLC	925,000

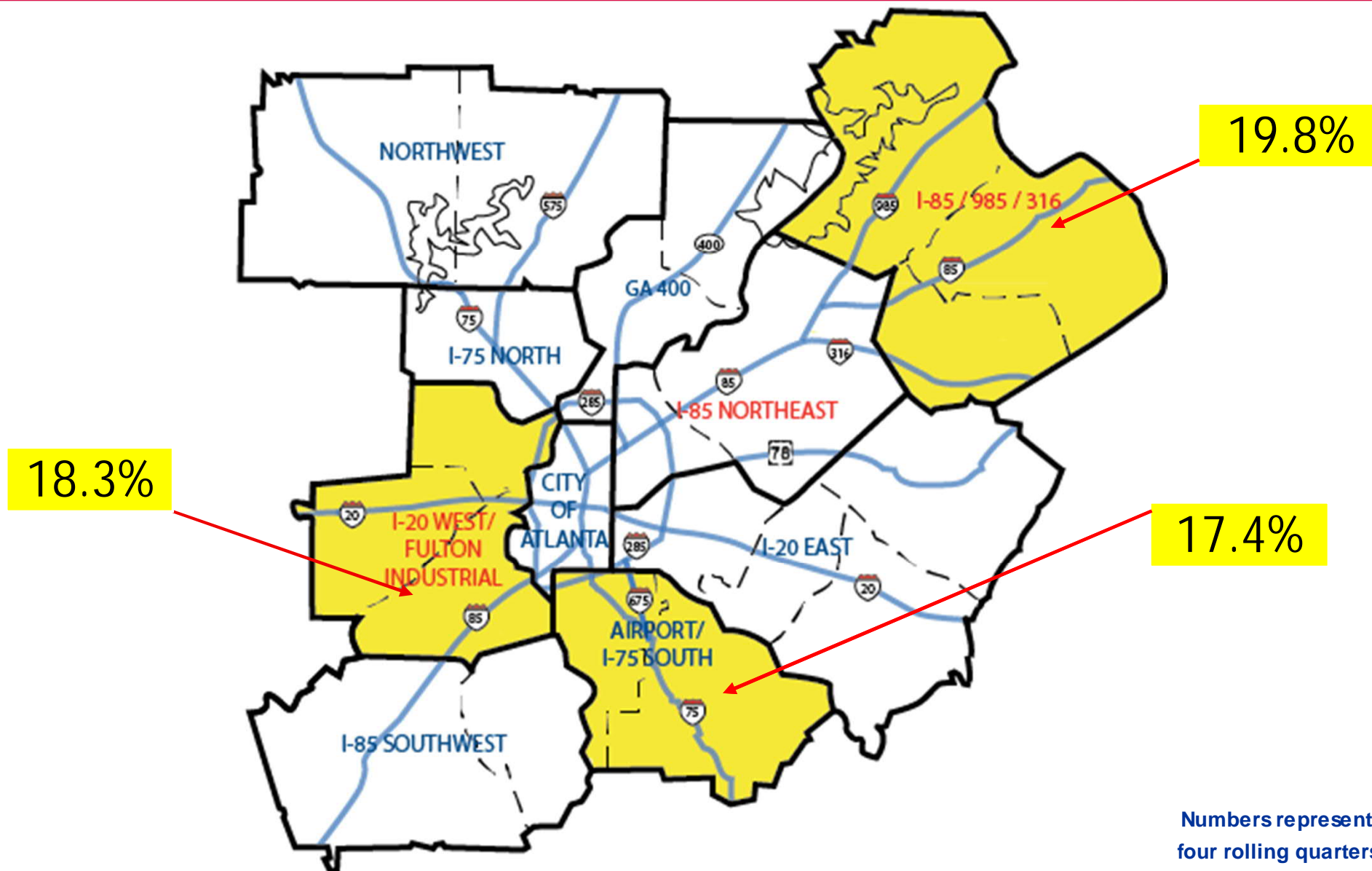
Distribution Hot Markets

2022 Activity



Distribution Hot Markets

2022 Net Absorption



Conclusion



TITLE

- Activity for 4 rolling quarters was the second highest ever seen with 86.7 million sf for 2Q22
- Net absorption broke last quarter's record for 4 rolling quarters with 42.7 million sf
- New construction was 11.5 million sf for 2Q22, with the 4 rolling quarters being the third highest with 43.2 million sf. 77% Spec, 23% BTS
- Availability rate fell 0.1% down to 9.8% - a record low despite all the new construction
- Almost 200 million square feet of new construction over the last 8 years; availability rate dropped from 15.2% to 9.8% in the same time period
- Available sublease space fell to 5.5% this quarter
- US jobs created during the 2nd quarter totaled 1,190,000 (428K April, 390K May & 372K June)
- Unemployment rates – Atlanta 2.4%↓, Georgia 3.0%↓, US 3.6%↔
(% as of April for Atlanta, June for Georgia & US from the Bureau of Labor Statistics)
- US Manufacturing index: 55.4 April, 56.1 May & 52.7 June (from Trading Economics)

Contact Information



King Industrial Realty / CORFAC International

Industrial, Commercial & Investment

www.kingindustrial.com

*"We Build Relationships...
Industrial Strength."*

Please contact us at any of our 6 convenient locations:

Atlanta Office
1920 Monroe Drive
Atlanta, GA 30324
Tel / Fax: 404-942-2000

Buford Office
4295 Hamilton Mill Road, Suite 100
Buford, GA 30519
Tel / Fax: 404-942-2000

Loganville Office
7718-B Hampton Place
Loganville, GA 30052
Tel / Fax: 404-942-2000

McDonough Office
12 North Zack Hinton Pkwy, Suite 300D
McDonough, GA 30253
Tel / Fax: 404.942.2000

Northwest Office
3375 Chastain Gardens Drive, Suite 140
Kennesaw, GA 30144
Tel / Fax: 404-942-2000

Southwest Atlanta Office
210 The Bluffs, Suite B
Austell, GA 30168
Tel / Fax: 404-942-2000

"Converting Market Knowledge to Client Advantage."